

HIGH EFFICIENCY LIQUID FILTER BAGS

HIGH EFFICIENCY MICROFIBER FILTER BAGS

- Micron ratings from 1.0 to 25.0
- 7 industry standard sizes
- Choice of metal ring tops or molded Super Seal tops
- Wide chemical compatibility
- Excellent oil absorbing capabilities
- Handles on all bags
- Optional extended life feature
- Minimum efficiencies of 95.0%

HIGH EFFICIENCY MATERIALS

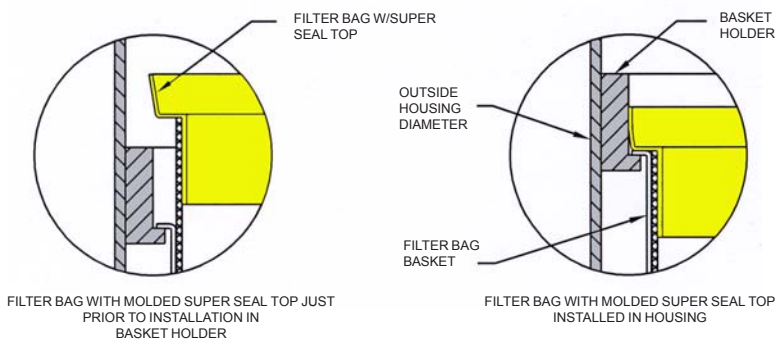
Microfiber materials provide high efficiencies (95.0% minimum) at low micron ratings. The optional addition of a needle punched felt layer provides a prefilter zone and results in extended life.

This multilayer technology option results in a true graded density material with high performance levels.

MICRON RATINGS

HIGH EFFICIENCY MATERIALS (95.0% Min.)	MICRON RATINGS					
	1.0	2.5	5.0	10.0	15.0	25.0
Polypropylene	●	●	●	●		●
Polyester	●	●	●	●		●
Polypropylene Oil Removal					●	●

SUPER SEAL TOPS



Filter bags with molded Super Seal tops require no filter bag hold down devices. As the differential pressure in the application increases, the integrity of the Super Seal improves.

HIGH EFFICIENCY BAGS

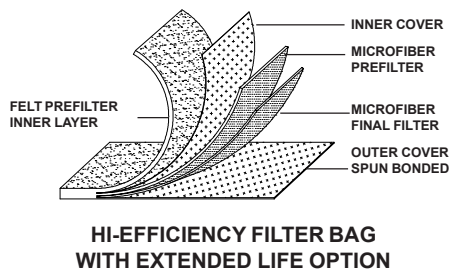


STYLES

Standard ring bags have a galvanized steel ring (stainless steel optional) sewn in the top of the bag. Sewn seams are standard.

Molded Super Seal top filter bags have a plastic top welded to a sewn filter bag.

FILTER BAG DESIGN



OIL REMOVAL CAPABILITIES

Oil removal bags are available which absorb oil from aqueous solutions such as water based coolants & wastewater in addition to many others. The oil removal bags are available in high efficiency ratings of 15.0 & 25.0 microns with the extended life feature optional.

SIZES

Filter Bag Size	Diameter (In.-Approx.)	Length (inches)	Area (ft ²)	Maximum Flow (gpm)
1	7.25	16.5	2.0	80
2	7.25	32	4.5	180
3	4.31	8	0.5	20
4	4.31	14	1.0	40
7	5.63	15	1.5	60
8	5.63	21	2.0	80
9	5.63	32	3.0	120

FIBER COMPATIBILITIES

FIBERS	COMPATIBILITY*					
	Weak Acids	Strong Acids	Weak Alkali	Strong Alkali	Solvents	Temperature °F Max.
Polyester	Very Good	Good	Good	Poor	Good	300°
Polypropylene	Excellent	Excellent	Excellent	Excellent	Fair	200°

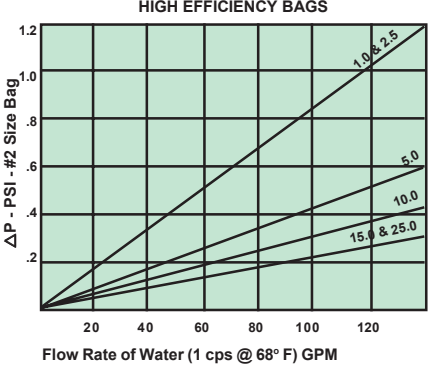
* Use chart as a guide only. Chemical compatibility should be checked for specific fluid.

ORDERING INFORMATION

<p>TYPE FIBER</p> <p>PEMF = MICROFIBER, POLYESTER POMF = MICROFIBER, POLYPROPYLENE OR = MICROFIBER, POLYPROPYLENE OIL REMOVAL PEMFXL = MICROFIBER, POLYESTER EXTENDED LIFE POMFXL = MICROFIBER, POLYPROPYLENE EXTENDED LIFE ORXL = MICROFIBER, POLYPROPYLENE OIL REMOVAL EXTENDED LIFE</p> <p>MICRON RATINGS</p> <p>PEMF or PEMFXL = 1.0, 2.5, 5.0, 10.0, 25.0 POMF or POMFXL = 1.0, 2.5, 5.0, 10.0, 25.0 OR or ORXL = 15.0, 25.0</p> <p>BAG COVER</p> <p>PE = POLYESTER COMPOSITE (STANDARD ON PEMF) PO = SPUN BONDED POLYPROPYLENE (STANDARD ON POMF)</p> <p>BAG SIZE</p> <p>1, 2, 3, 4, 7, 8, 9</p> <p>BAG STYLES</p> <p>S = GALVANIZED CARBON STEEL RINGS S-SS = STAINLESS STEEL RINGS POSS = MOLDED SUPER SEAL POLYPROPYLENE TOP (SIZE 1 & 2 ONLY) PESS = MOLDED SUPER SEAL POLYESTER TOP (SIZE 1 & 2 ONLY)</p>	<p style="text-align: right;">PEMFXL 1.0 PE 2 S</p>
--	--

PRESSURE DROP DATA

The graph shows the ΔP produced by a #2 size bag for water, 1 cps @ 68° F. The pressure drop is specific to the type of bag, the micron rating and flow rate for the filter bag only. It does not include the pressure drop caused by the housing & basket.



Bag Size and Viscosity Correction
 For other than #2 size bags, multiply ΔP from above table by the bag size correction factor below to calculate ΔP . If viscosity of the liquid is greater than 1 cps (water @ 68° F), multiply the result by the proper viscosity correction factor.

BAG SIZE CORRECTION

Bag Size	Correction Factor
1	2.25
2	1.00
3	9.00
4	4.50
7	3.00
8	2.25
9	1.50

VISCOSITY CORRECTION

Viscosity CPS	Correction Factor
50	4.5
100	8.3
200	16.6
400	27.7
800	50.0
1000	56.2
1500	77.2
2000	113.6
4000	161.0
6000	250.0
8000	325.0
10,000	430.0